

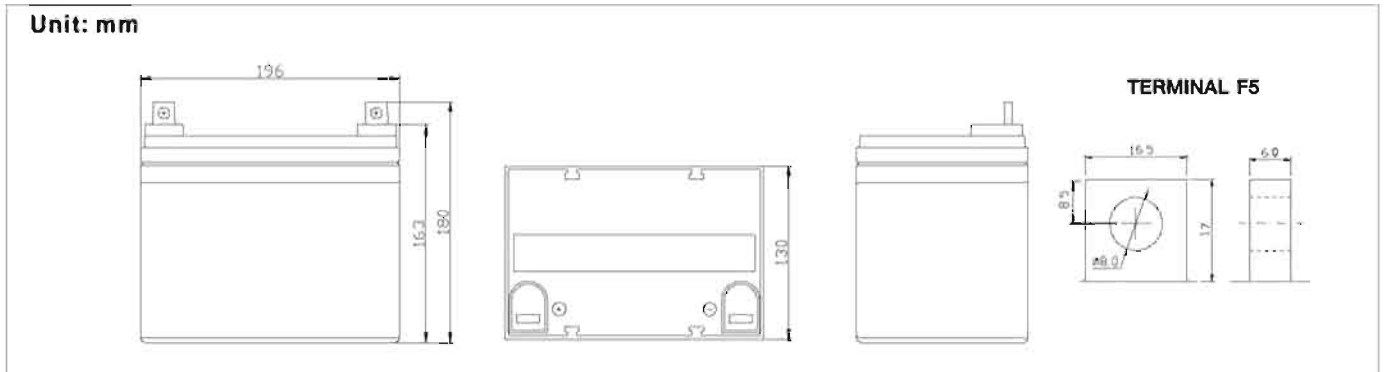


Specification

Cells Per Unit	6
Voltage Per Unit	12
Capacity	33Ah@20hr-rate to 1.75V per cell @25°C
Weight	Approx. 10.2 Kg
Size (LxWxHxTotalH)	196 x 130 x 163 x 180 mm.
Max. Discharge Current	165 A (5 sec)
Internal Resistance	Approx. 9 mΩ
Operating Temperature Range	Discharge: -20°C~60°C Charge: 0°C~50°C Storage: -20°C~60°C
Normal Operating Temperature Range	25°C ± 5°C
Float charging Voltage	13.6 to 13.8 VDC/unit Average at 25°C
Recommended Maximum Charging Current Limit	9.9 A
Equalization and Cycle Service	14.5 to 14.9 VDC/unit Average at 25°C
Self Discharge	SPA batteries can be stored for more than 6 months at 25°C. Please charge batteries before using. For higher temperature, the time interval will be shorter.
Terminal	Terminal F5
Container Material	A. B. S. (UL94-HB) Flammability resistance of UL94-V1 can be available upon request.



Dimensions



Constant Current Discharge Characteristics Unit: A(25°C)

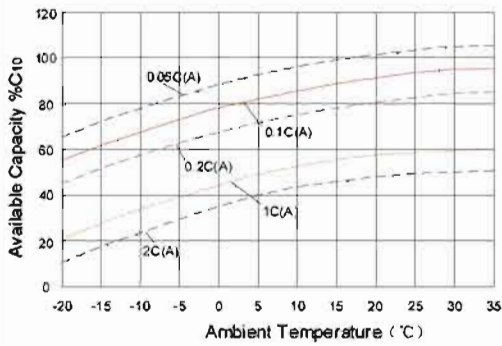
F.V/Time	5MIN	10MIN	15MIN	30MIN	1HR	2HR	3HR	4HR	5HR	8HR	10HR	20HR
1.60V	123	88	64	38	21.5	13.2	8.6	7.1	5.6	4.1	3.4	1.8
1.67V	120	84	63	37	21.4	13.1	8.6	7.1	5.6	4.0	3.4	1.8
1.70V	113	81	62	37	21.2	13.0	8.5	7.1	5.5	4.0	3.4	1.7
1.75V	102	75	59	36	21.0	12.9	8.5	7.0	5.5	4.0	3.3	1.7
1.80V	92	68	54	34	20.5	12.6	8.3	6.8	5.4	3.9	3.3	1.7
1.85V	80	61	49	32	19.4	12.1	7.9	6.5	5.1	3.7	3.2	1.6

Constant Power Discharge Characteristics Unit: W(25°C)

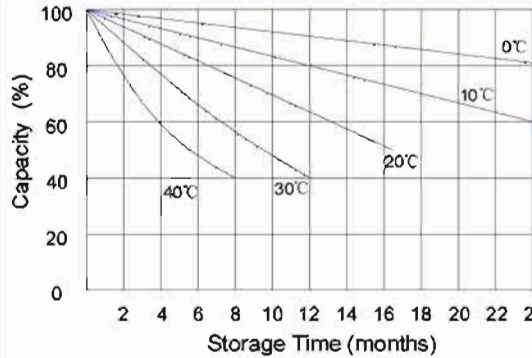
F.V/Time	5MIN	10MIN	15MIN	30MIN	1HR	2HR	3HR	4HR	5HR	8HR	10HR	20HR
1.60V	221	162	119	71	40.9	25.2	16.6	13.7	10.8	7.9	6.4	3.4
1.67V	217	155	117	70	40.7	25.1	16.5	13.7	10.8	7.8	6.4	3.4
1.70V	205	149	115	70	40.4	24.9	16.4	13.6	10.7	7.8	6.3	3.3
1.75V	184	138	110	68	40.0	24.7	16.3	13.5	10.6	7.7	6.3	3.3
1.80V	166	125	101	65	39.0	24.3	15.9	13.2	10.5	7.5	6.2	3.3
1.85V	143	111	90	61	37.0	23.2	15.1	12.5	9.9	7.3	6.0	3.1

All mentioned values are average values.

Temperature effects curve



Storage characteristic



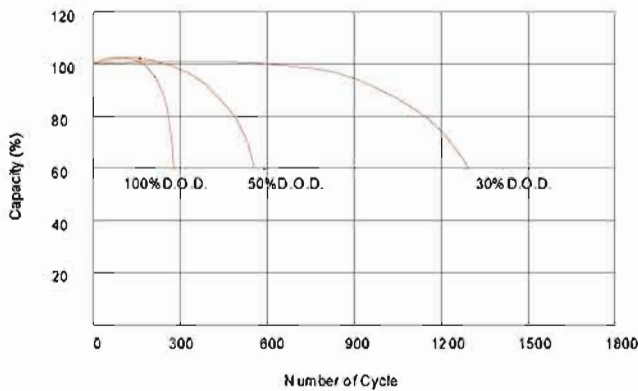
Supplementary charge required (Carry out supplementary charge before use if 100% capacity is required)

Supplementary charge required before use. This supplementary charge will help to recover the capacity and should be made as early as possible.

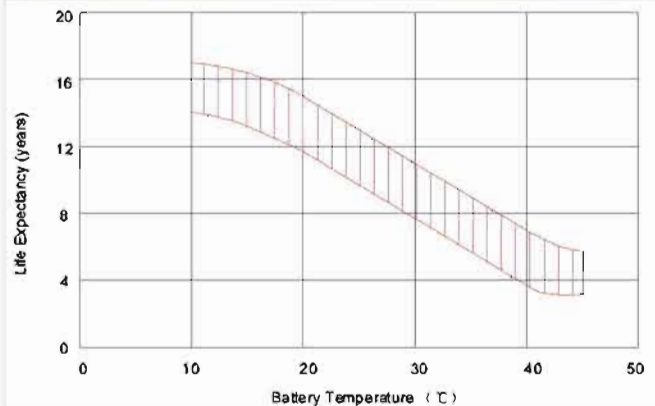
Supplementary charge may often fail to recover the capacity. The battery should never be left standing in this state is reached

Supplementary charge and storage guidelines

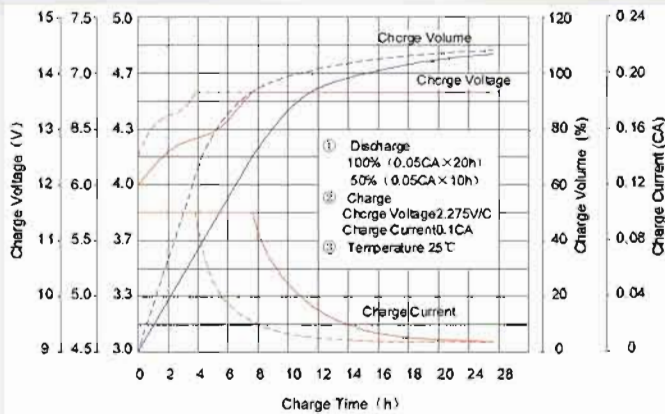
Life characteristics of cyclic use



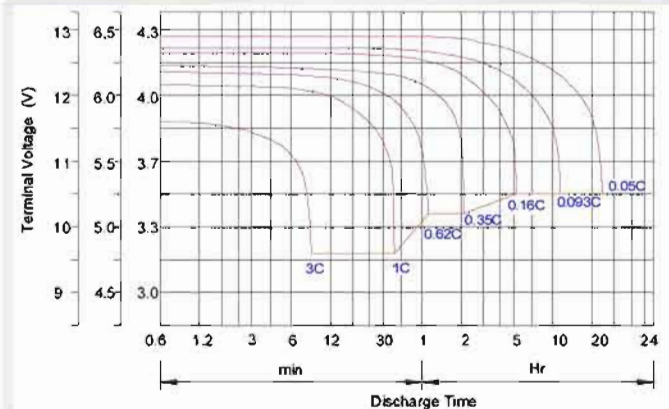
Effect of temperature on long term float life



Charge characteristic Curve for standby use



Discharge characteristic Curve



Charging Procedures

Application	Charge Voltage (V)			Max. Charge Current
	Temperature	Set point	Allowable range	
Cycle Use	25°C	14.7	14.5~14.9	0.3C
Standby	25°C	13.7	13.6~13.8	0.3C

Discharge Current VS. Discharge Voltage

Final Discharge Voltage V/cell	1.75V	1.70V	1.60V
Discharge Current (A)	(A) ≤ 0.2C	0.2C < (A) < 1.0C	(A) ≥ 1.0C

Charge the batteries at least once every six months, if they are stored at 25°C.

Charging Method:

Constant Voltage	14.5~14.9V, 5~11h, Max. Current 0.3CA
------------------	---------------------------------------